


Features

- 6 High Current LED's
- M12 Quick Disconnect
- Driver built in – No External wiring to a driver
- PNP and NPN Strobe input
- Continuous operation or Strobe mode
- Dimmable via built in potentiometer
- Analog intensity via 0-10VDC signal
- Standard optics provide tight focused light




Electrical Input	Voltage: 24 VDC +/- 5%	
Strobe Input	PNP ► +4VDC or greater to activate - 30VDC Max.	NPN ► GND (<1VDC) to
Current	Max 800mA draw	
Yellow Indicator LED	ON = LED strobe active	
Green Indicator LED	ON = Power	
Potentiometer	Intensity control of 10% to 100% Clockwise Increases intensity	
Analog Intensity	The output is adjustable from 10 -100% of brightness by a 0 -10 VDC signal	



Pan-n-Tilt mounts available



Backlight Version



IP68 Washdown Version

S75 – XXX – X* —> Part Number Key

Product Family:
Spot Light
S75 Series

Color:
365, 395, 470, 505,
530, 590, 625, 850,
940 & WHI (White)

Lenses:
W - Wide
L - Line

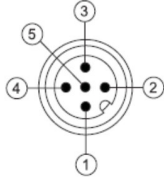
* Lights come standard with Narrow lenses

Smart Vision Lights cables are 5 conductors M12 in 18AWG wire. 18AWG is recommended for ALL OverDrive series and standard series lights. 18AWG is necessary to strobe lights at full current. Common M12 cables are 22AWG. Standard 22AWG wires will not supply full power needed for our light. Smart Vision Lights recommends the cable from the power supply to the light be kept to a minimum.



PIN	Wire Color	Function	Signal
1	BROWN	Power	+24 VDC
2	WHITE	NPN Strobe	GND for Active ON
3	BLUE	Ground	GND
4	BLACK	PNP Strobe	4VDC to 30VDC for Active ON
5	GREEN	Analog Intensity Control	0-10 VDC

Standard M12 5 Pin cable color code

Pin and Cable Color Assignment	
 <p>Connector on Light</p> <p>1 = 24VDC 2 = NPN STROBE 3 = GND 4 = PNP STROBE 5 = 0-10VDC Analog</p>	<p>Standard M12 mating cable color</p> <p>BROWN WHITE BLUE BLACK GREEN (GRAY)</p>
<p>If Analog 0-10 VDC is not used to control light intensity; +VDC (24VDC) must be connected to Analog Input.</p>	

- 5 pin Standard M12 mating cable must be used.
- 0 – 10 VDC Analog controls intensity of light from 10-100%. 0VDC = 10%, 10VDC = 100%
- PNP and NPN strobe – In strobe mode the light output will track the pulse width of the strobe input.
- Continuous mode – Leaving the NPN or PNP strobe signal in an active ON state.